

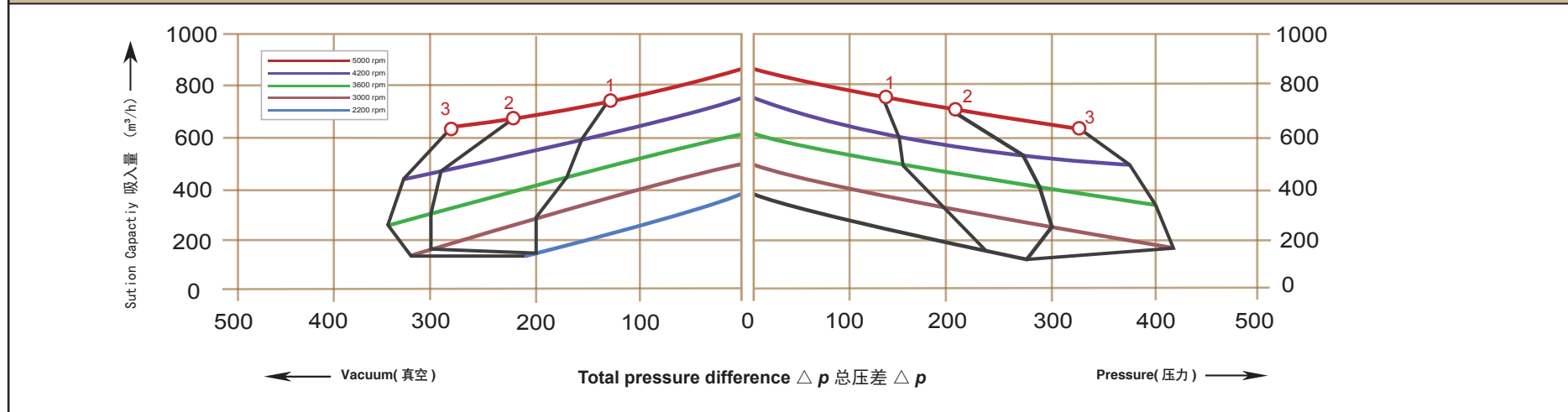
下面的性能曲线是在抽吸 15°C 空气，排气压力 1013mbar 的工况下测出的，允差 ±10%，吸入空气和环境温度不超过 25°C 时，即可达到图示总压差。

The performance curves are valid for pumping air at 15°C at the inlet flanges with an air pressure of 1.013mbar and a tolerance of ±10%. The total pressure differences are valid up to an intake and ambient temperature of 25°C .

NO	Rated Speed	Rated power	Maximim Air flow	Maximim vacuum	maximim pressure	Sound-level	Weight approx	Vacuum rellet
编号	转速	配置功率	最大流量	最大真空	最大压力	噪音	重量	Items×type
	RPM	KW	m³/h	mbar	mbar	dB(A)	Kg	2BX
1	3000	4.0	530	-200	200	73	38	1×...4740/...4840
	3600	4.6	620	-160	160	75		
	4200	6.0	720	-150	150	78		
	5000	6.9	830	-140	140	84		
2	3000	5.5	530	-300	300	73		
	3600	6.3	620	-300	280	75		
	4200	7.5	720	-280	260	78		
	5000	8.8	830	-220	210	84		
3	3000	7.5	420	-320	430	73		
	3600	8.6	620	-350	400	75		
	4200	10.0	720	-320	370	78		
	5000	12.0	830	-270	330	84		

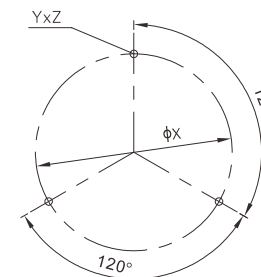
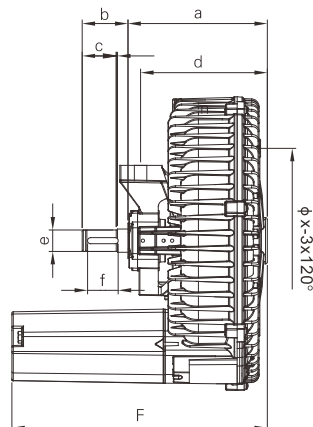
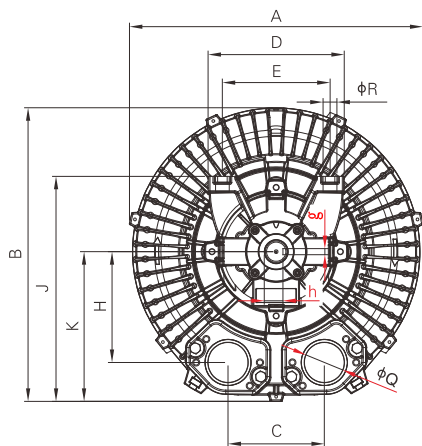
Vacuum Selection diagram —真空选型图表

Compressor Celetion Diagram —压缩选型图表



Dimensions for belt drive side channel blower

皮带式侧风道风机尺寸



型号 Type	A	B	C	D	E	F	H	J	K	φQ	φR
2RB 813-1HY99	451	461	152	245	195	433	175	265	230	68	24
型号 Type	a	b	c	d	e	f	g	h	n	Y*Z	φX
2RB 813-1HY99	227	85	78	2	42	60	12	37	210	M12×20	286